

## My Character- 4 views


Your first animation project will be a character study. In this study you will create a character that drawing, you will then add the 3 remains views of the character so that you have a front, back, side, and ¾ view of your character.


Before you decide on your final character, take some time and in your sketch book use a few pages to create many loose drawings of basic characters. (Loose/ sketch drawing)



Animators will call this a character progression and is part of developing a good character.


Try starting with basic shapes. For Example!





itsang.blogspot.com

Now add details, once you have the basic shapes down.



ARIZAN  
 ROD. # 1824  
 A/F/F MODEL SHEET  
 DATE 5/19/97  
 PERSONAL  
 [Signature]

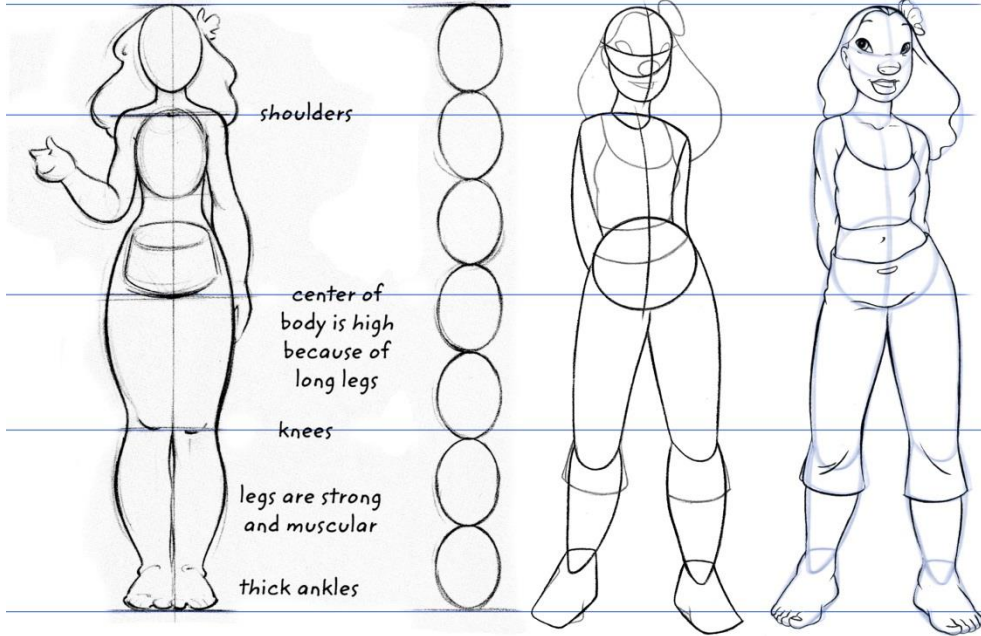
Jane - LAYERS OF CLOTHING -

The Model's Property of THE WALL GROUP COMPANY. It is prohibited to use any of the elements of this work in any other work without the written consent of the company.



The basic proportion model sheet.

Nani is 7 heads tall



eye is just above halfway point of head



almond-shaped eyes slant upward



Demonstrate the basic construction.

- How many heads tall.
- Underlying shapes.
- Landmarking features.
- Midlines and other basic dissections.
- Written notes are desirable.
- Specific proportions for head.
- Pose should be upright, and fairly plain, if not just the "reference" position.
- Horizontal grid lines.



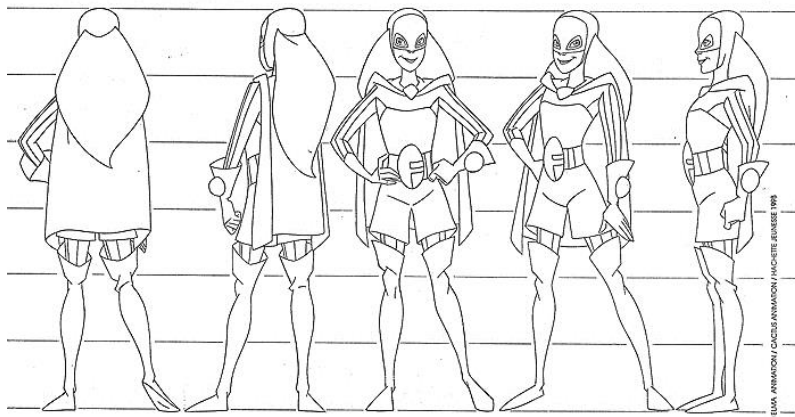


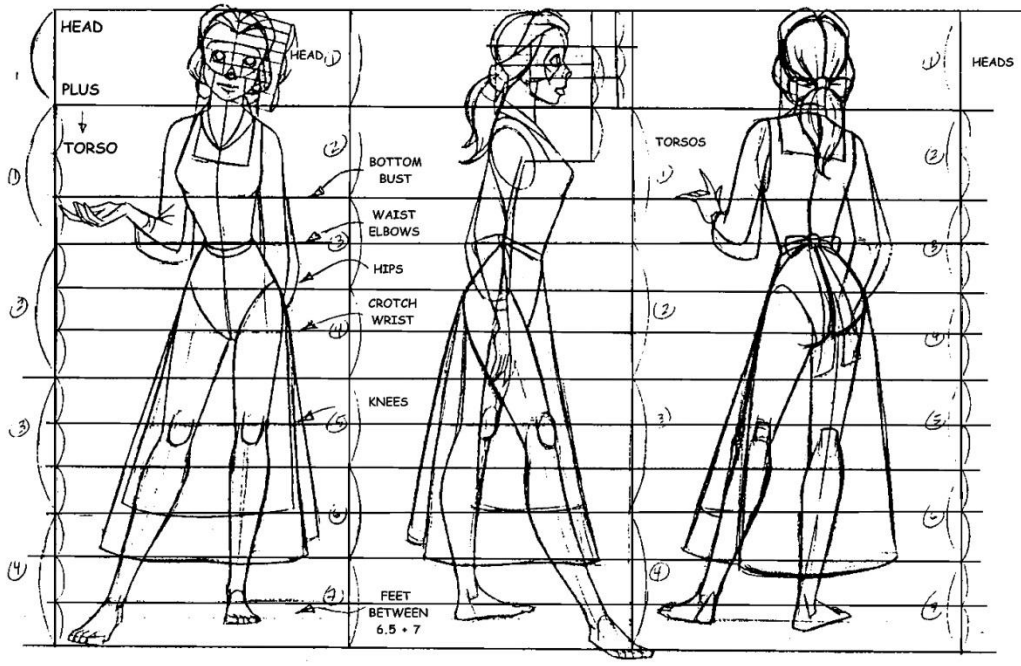


Once you have your character picked. You will be creating your final drawing.




Once you have your character picked. You will be creating your final drawing. Your character's pose does not have to be complicated. The first thing you should do is practice the poses. In your sketch book you will draw guide lines that will help you as you turn your character. A good rule of thumb is to have a guideline at every important part; head, shoulders, chest, waist, knees, ankles, feet, etc. You can also repeat this for the face.





Disney's *Beauty and the Beast* 2 BELLE



This material is the property of The Walt Disney Company. It is confidential and may not be disclosed or distributed to unauthorized third parties, without written permission from an authorized officer of the company.

TARZAN  
 PROD. # 1324  
 RUFF MODEL SHEET  
 DATE 5/2/97  
 APPROVAL *VB KC*